



Jumpstart! Recommendations for Beginning Your Use of FastBridge

Participant Materials available at:
<https://tinyurl.com/FastBridgeJumpstart>

Lisa N. Marquardt Krol, MAESL

Housekeeping Items



Schedule



Questions



Learning Guide



Topics



Why FastBridge?



How Do I Log into
FastBridge?



How Do I Navigate the
Platform?



Which Assessments Will I
Administer?



What Materials Do I Need to
Administer these
Assessments?



When Do I Need to
Administer these
Assessments?



How Can I Learn How to
Administer these
Assessments?



Learning Outcomes



I gain fluency with navigating the FastBridge system.



I plan for universal screening to occur before FastBridge training sessions.



I outline a plan for supporting others to learn and use FastBridge assessments.



Why FastBridge?



Why FastBridge?




Getting Started with a Rationale for FastBridge

1. If you had a choice of whether to conduct universal screening, would you? Why or why not?
2. If you had a choice of whether to conduct progress monitoring, would you? Why or why not?
3. Why did you choose FastBridge as a district?
4. How does FastBridge fit into existing district initiatives, and how will you explain that to staff?
5. What are your expectations for staff members around the use of FastBridge?

Participant Materials available at <https://tinyurl.com/FastBridgeJumpstart>



Workbook Activity



Use the next five minutes to work through **Questions 1-5** on **pages 7-8** of the Learning Guide.



Next Steps



Develop a brief document (1-3 pages) to share with educators on your adoption of FastBridge. In this document, include the following information:

- Introduction to FastBridge
- What Educators Need to Do
- What You [As Leaders] Hope to See




Make a plan to share your adoption of FastBridge with families. Consider using www.fastbridge.org/familyreport as a resource in drafting this communication.



How Do I Log into FastBridge?




Ensuring Educator Access to FastBridge



User Role	Description	Automatically Set Up
Master Account Administrator	Has administrative access to all schools in the district	✓
District Manager(s)	Has administrative access to all schools in the district	
School Manager(s)	Has administrative access to one assigned school	
Specialist(s)	Has access to assigned school(s)	
Group Proctor(s)	Has access to assigned school(s) for testing administration only	
Teacher(s)	Has access to assigned students in class(es) or in grade level	✓
Student(s)	Has access to assigned test(s)	✓




User Roles in Your Setting



1. Who is the **Master Account Administrator (MAA)**?
2. Who are your **District Managers**, and have they been set up in the FastBridge system?
3. Who are your **School Managers**, and have they been set up in the FastBridge system?
4. Who are your **Specialists**, and have they been set up in the FastBridge system?
5. Who are your **Group Proctors**, and have they been set up in the FastBridge system?



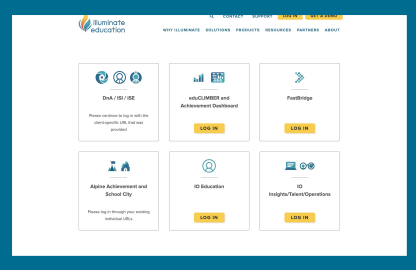
Workbook Activity



Use the next 15 minutes to work through **Questions 1-5** on **pages 12-18** of the Learning Guide.

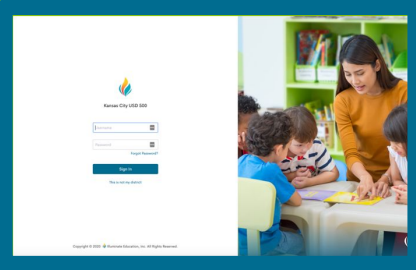


Four Ways Educators Access FastBridge



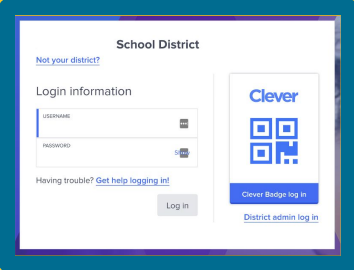
The screenshot shows the Illuminate Education website dashboard. It features a header with the logo and navigation links. Below the header, there are several service tiles with icons and 'LOG IN' buttons. The tiles include: 'DIA / ISD / ISE', 'iCUE/COEIS and Assessment Dashboard', 'FastBridge', 'Alpha Achievement and School City', 'iCUE Educator', and 'Insights/Team Operations'.

Illuminate Education website



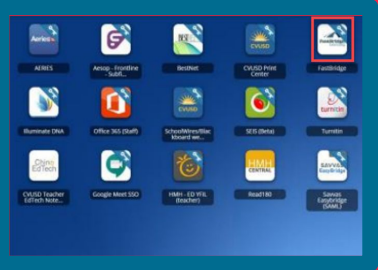
The screenshot shows the Illuminate Education portal login page. It features the Illuminate logo and a 'Sign In' button. There is a search bar and a 'Log In' button. The background of the page shows a teacher interacting with students at a table.

Illuminate Education portal



The screenshot shows the Clever login page for a school district. It includes a 'School District' header, a 'Not your district?' link, and a 'Login information' section with fields for 'USERNAME' and 'PASSWORD'. There is a 'Log In' button and a 'Clever Badge log in' button. A QR code is also visible.

Clever



The screenshot shows a SAML SSO dashboard with a grid of application icons. The icons include: Aeries, Arroyo Unified, BestChat, CUSD First, FastBridge, Illuminate, Office 365 (Staff), iCUE, iCUE (Device), Turnitin, Illuminate DIA, CUSD Teacher Office Tools, Google Meet SSO, HES, ED IPE, Blackboard, Road 80, and Canvas LMS (Canvas).


SAML SSO



Illuminate Education website

1

www.illuminateed.com



The screenshot shows the homepage of www.illuminateed.com. At the top left is the 'illuminate education' logo. To the right is a navigation menu with links for 'CONTACT', 'SUPPORT', 'LOG IN', and 'GET A DEMO'. Below this is a secondary menu with 'WHY ILLUMINATE', 'SOLUTIONS', 'PRODUCTS', 'RESOURCES', 'PARTNERS', and 'ABOUT'. The main content area features a large image of a child looking up, with the headline 'Accelerate Learning with Whole Child Data and Actionable Insights'. Below the headline is a paragraph: 'Illuminate provides comprehensive assessment, MTSS collaboration and management, and real-time dashboard tools for data-driven educators.' At the bottom of the main content area is a button that says 'Discover the Illuminate Solution'.

2

The screenshot shows the login page of the website. It features the same header as the homepage. The main content area is a grid of six login options, each with an icon, a title, a brief instruction, and a 'LOG IN' button. The options are: 1. 'DnA / ISI / ISE' with icons of a camera, a person, and a gear; instruction: 'Please continue to log in with the client-specific URL that was provided'. 2. 'eduCLIMBER and Achievement Dashboard' with a bar chart icon; instruction: 'Please continue to log in with the client-specific URL that was provided'. 3. 'FastBridge' with a grid icon; instruction: 'Please continue to log in with the client-specific URL that was provided'. 4. 'Alpine Achievement and School City' with an icon of two people; instruction: 'Please log in through your existing individual URLs'. 5. 'IO Education' with a person icon; instruction: 'Please log in through your existing individual URLs'. 6. 'IO Insights/Talent/Operations' with an icon of a person and a gear; instruction: 'Please log in through your existing individual URLs'.



Illuminate Education portal

The image shows a two-step process for navigating the Illuminate Education portal. Step 1, indicated by a blue starburst with the number '1', shows the login page for Kansas City USD 500. It features a logo, a 'Sign In' button, and fields for Username and Password. Step 2, indicated by a blue starburst with the number '2', shows the 'ASSESSMENTS' menu. The 'Assessments' menu item in the left sidebar is highlighted with a yellow box. The main content area lists various assessment options: GENERAL (View Assessments), SCANNING (Settings, Print Generic Answer Sheets), FAST (Log in to Fast Bridge Learning), STANDARDS (Search Academic Standards), and PERFORMANCE BAND SETS (List Performance Band Sets, Create a New Performance Band Set).


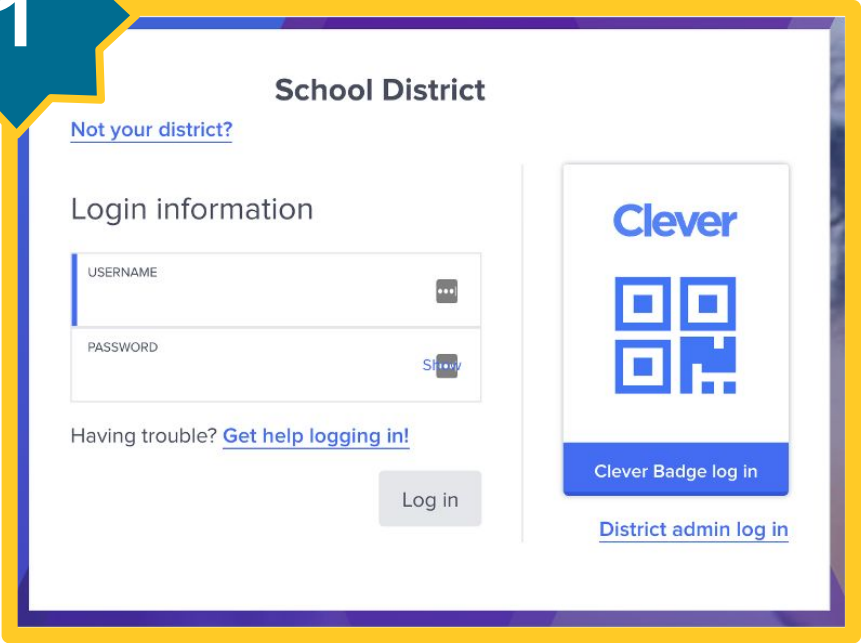
1

2



Clever

1



SAML SSO

1



Sign in to ClassLink

Password _____


Sign In

Or sign in using:




2

Aeries	Aesop	BestNet	CVUSD	Easybridge
AERES	Aesop - Frontline - Subfi...	BestNet	CVUSD Print Center	Easybridge
Illuminate DNA	Office 365 (Staff)	SchoolWires/Blackboard we...	CVUSD	turnitin
Illuminate DNA	Office 365 (Staff)	SchoolWires/Blackboard we...	SEIS (beta)	Turnitin
CVUSD Teacher EdTech Note...	Google Meet SSO	HMH - ED Y1L (Teacher)	HMH CENTRAL	SAVVIS Easybridge (SAML)
CVUSD Teacher EdTech Note...	Google Meet SSO	HMH - ED Y1L (Teacher)	Read180	Savvas Easybridge (SAML)



Next Steps



Ensure that all District Managers, School Managers, Specialists, and Group Proctors have been set up to access the FastBridge system.



Make a plan to communicate with all educators in your setting on how they will access the FastBridge system, and follow-up to ensure successful access.



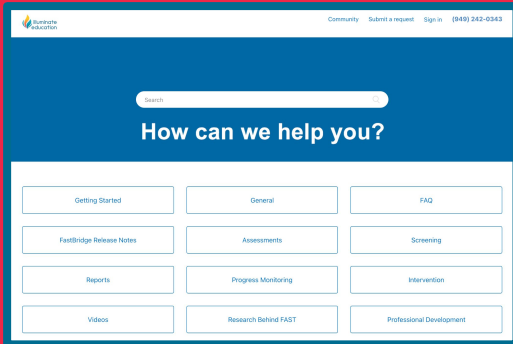
How Do I Navigate the Platform?



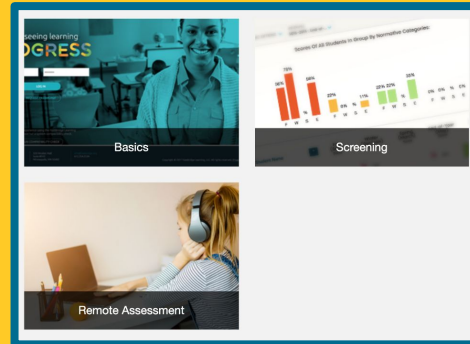
Options to Train Staff on System Navigation

25

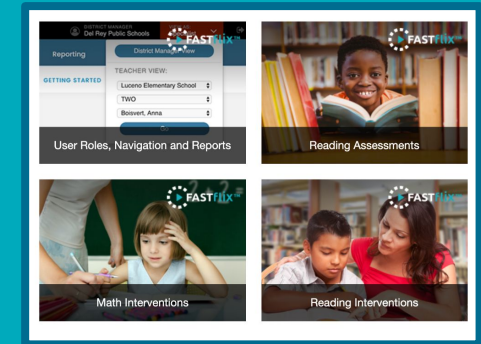
26



**Knowledge
Base**



**Certification
Courses**



FASTflix



Knowledge Base

- [Navigation for District and School Managers](#)
- [Navigation for Specialists](#)
- [Navigation for Group Proctors](#)
- [Navigation for Teachers](#)



Certification Courses

1

The screenshot shows the FastBridge Training & Resources page. The navigation bar includes 'Knowledge Base', 'Support', 'Blog', 'District Manager', 'Training & Resources', 'Progress Monitoring', and 'Reporting'. Below the navigation bar are tabs for 'RESOURCES', 'FASTBRIDGE ASSESSMENTS', 'INSTRUCTION & INTERVENTION', 'FASTFLIX', and 'GETTING STARTED'. The main content area is titled 'RESOURCES' and features a 'Downloads' section with 'earlyMath' and 'CBMmath Pro' options, and a 'Benchmarks & Norms' section with a table of data.

Assessment	Grade	Item	Score	Scale
earlyMath	K-2	Letter-Phonics	100%	100%
		Number Recognition	100%	100%
		Number Identification	100%	100%
		Number Writing	100%	100%
CBMmath Pro	K-5	Grade 1 Math	100%	100%
		Grade 2 Math	100%	100%
		Grade 3 Math	100%	100%
		Grade 4 Math	100%	100%

28

2


The screenshot shows the 'GETTING STARTED' section of the FastBridge interface. It features five course tiles: 'Basics' (with a teacher image), 'Screening' (with a bar chart), 'Progress Monitoring' (with a line graph), 'Reports' (with a bar chart), and 'Remote Assessment' (with a student wearing headphones). The 'Basics' tile is highlighted with a blue overlay.

3

The screenshot shows the 'Basics' course tile, which features a blue-tinted image of a smiling teacher in a classroom setting. The text 'Basics' is displayed at the bottom of the tile.



FASTflix



1

Resource Name	Version	Grade Level	File Size	Download Date
earlyMath	1.0.0	Early Childhood	1.0 MB	1/15/15
CBMmath Pro	1.0.0	Elementary	1.0 MB	1/15/15
CBMmath Aut	1.0.0	Elementary	1.0 MB	1/15/15

2

- User Roles, Navigation and Reports
- Reading Assessments
- Math Assessments
- Behavior Assessments
- Math Interventions
- Reading Interventions

3

Reporting

District Manager View

TEACHER VIEW:

Luceno Elementary School

TWO

Boisvert, Anna

Go



System Navigation



Knowledge Base Support Blog

DISTRICT MANAGER FastBridge Training District VIEW AS: Select View Log out

FastBridge District Manager Training & Resources Progress Monitoring Reporting

Home

- To-Do List
- District/School Setup >
- District Preferences >
- Student Info >
- Assessment Info >
- Manage >
- Add Staff >
- Manage Staff >
- Upload Staff Roster
- Contact Us

Knowledge Base
Find answers to your questions about FAST and MTSS

Group Screening Report
Review all levels of district or school performance within and between school years


Data Download
Download raw data to manipulate or import it into other programs for analysis

Remote Learning Resource Hub
Discover resources to help you use FastBridge with remote learners. Click here for webinars, articles, tips, and more.

- Master control bar
- Horizontal and vertical menus
- Quick Links
- Menus change depending on user role



Using the Master Control Bar




The screenshot shows the FastBridge District Manager interface. At the top, there is a navigation bar with links for Knowledge Base, Support, and Blog. On the right side of this bar, it displays 'DISTRICT MANAGER FastBridge Training District', 'VIEW AS: Select View', and a 'Log out' button. Below this is a secondary navigation bar with 'FastBridge' on the left and 'District Manager', 'Training & Resources', 'Progress Monitoring', and 'Reporting' on the right. A sidebar on the left contains a 'Home' section with a 'To-Do List' and a list of menu items: District/School Setup, District Preferences, Student Info, Assessment Info, Manage, Add Staff, Manage Staff, Upload Staff Roster, and Contact Us. The main content area displays a list of navigation options:

- Knowledge Base
- Support
- Blog
- Chat (*when available*)
- User Roles
- View As (*switch role*)
- Log Out



Training and Resources



Knowledge Base Support Blog

DISTRICT MANAGER FastBridge Training District VIEW AS: Select View Log out

FastBridge District Manager Training & Resources Progress Monitoring Reporting

RESOURCES FASTBRIDGE ASSESSMENTS INSTRUCTION & INTERVENTION FASTFLIX GETTING STARTED

RESOURCES

FAST Reading

earlyReading
earlyReading (assessment for early primary grades)
Download resources
Learn more about earlyReading

CBMreading
Curriculum Based Measurement of Reading
Download resources
Learn more about CBMreading

AUTOreading LAB
Reading Automaticity
No Resources to Download

Downloads

FAST Math

earlyMath
earlyMath (assessment for ea
Download resources

CBMmath Pro
CBMmath Process
Download resources

CBMmath Aut
CBMmath Automaticity

aMath
Addition Assessment of Math
Download resources

Grade	Metric	Risk Level	Fall	Winter
KG	Scaled Score	College Pathway	≥ 404.0	≥ 423
		Some Risk	< 387.0	< 417
		High Risk	< 375.0	< 391
ONE	Scaled Score	College Pathway	≥ 447.0	≥ 47
		Some Risk	< 435.0	< 454
		High Risk	< 416.0	< 442
TWO	Scaled Score	College Pathway	≥ 483.0	≥ 49
		Some Risk	< 469.0	< 481
		High Risk	< 450.0	< 475
THREE	Scaled Score	College Pathway	≥ 501.0	≥ 50
		Some Risk	< 487.0	< 491
		High Risk	< 475.0	< 482
FOUR	Scaled Score	College Pathway	≥ 513.0	≥ 52
		Some Risk	< 500.0	< 50
		High Risk	< 484.0	< 494
FIVE	Scaled Score	College Pathway	≥ 523.0	≥ 52
		Some Risk	< 509.0	< 511

Benchmarks & Norms

- Downloads
- Benchmarks and Norms
- Training and Certification
- Interventions



Downloads

The screenshot displays the FastBridge website interface. At the top, there are navigation tabs: District Manager, Training & Resources, Progress Monitoring, and Reporting. Below these are three main sections: RESOURCES, FASTBRIDGE ASSESSMENTS, and INSTRUCTION & INTERVENTION. The 'Downloads' section is highlighted with a yellow border and contains a list of assessments with download links:

- FAST Reading**
 - Download Administration Times
 - Download Parent Letter
- FAST Math**
- earlyReading** (assessment for early primary grades)
 - Download resources
 - Learn more about earlyReading
- CBMreading** (Curriculum Based Measurement of Reading)
 - Download resources
 - Learn more about CBMReading
- AUTOreading** (Reading Automaticity)
 - No Resources to Download
- aReading** (Adaptive Assessment of Reading (formerly CBAS-R))
 - Learn more about aReading


On the right side, there are additional assessment categories:

- FAST Math**
- earlyMath** (assessment for early primary grades)
 - Download resources
- CBMmath PROCESS** (CBMMath Process)
 - Download resources
- CBMmath AUTOMATICITY** (CBMMath Automaticity)
 - No Resources to Download
- aMath** (Adaptive Assessment of Math (formerly CBAS-M))
 - Learn more about aMath
- CBMmath CAP** (CBMMath CAP)
 - Download resources

A large green arrow points upwards from the bottom center towards the 'Downloads' section.



Benchmarks and Norms



- On-demand tables
- Non-lab assessments

Grade	Metric	Risk Level	Fall	Winter
KG	Scaled Score	College Pathway	≥ 404.0	≥ 410.0
		Some Risk	< 387.0	< 417.0
		High Risk	< 373.0	< 399.0
ONE	Scaled Score	College Pathway	≥ 447.0	≥ 453.0
		Some Risk	< 430.0	< 459.0
		High Risk	< 416.0	< 444.0
TWO	Scaled Score	College Pathway	≥ 483.0	≥ 489.0
		Some Risk	< 466.0	< 495.0
		High Risk	< 450.0	< 477.0
THREE	Scaled Score	College Pathway	≥ 501.0	≥ 507.0
		Some Risk	< 487.0	< 493.0
		High Risk	< 475.0	< 481.0
FOUR	Scaled Score	College Pathway	≥ 513.0	≥ 519.0
		Some Risk	< 500.0	< 526.0
		High Risk	< 487.0	< 513.0
FIVE	Scaled Score	College Pathway	≥ 523.0	≥ 529.0
		Some Risk	< 510.0	< 536.0
		High Risk	< 497.0	< 523.0

Download Use & Interpretation Guidelines

Benchmarks [-] Norms [+]

1. Select Assessment:

aReading CBMeComp - Question LABR earlyReading Spanish CBMmath CAP

AUTOREading CBMreading Spanish aMath earlyMath

CBMreading English COMPefficiency CBMmath Automaticity devMilestones

CBMeComp - Recall LABR earlyReading English CBMmath Process SAEBRS

mySAEBRS

2. Select Grade Level:

KG ONE TWO THREE FOUR FIVE SIX SEVEN EIGHT

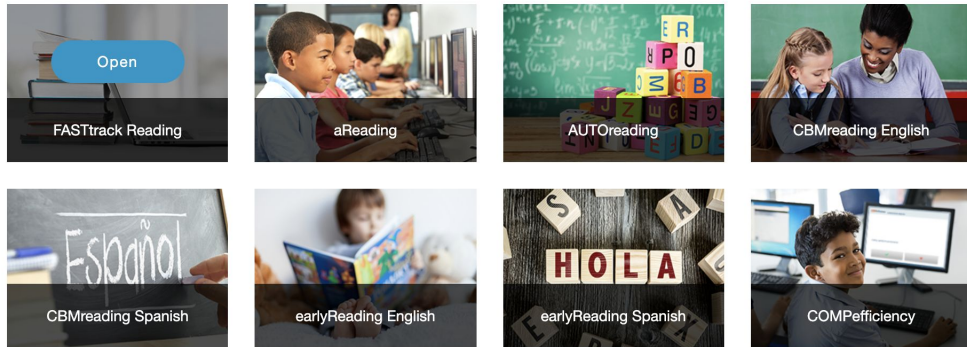
Clear Grades All Grades Submit



Training & Resources: Assessments

FASTBRIDGE ASSESSMENTS


Reading



Math



Behavior



- Staff can certify in each assessment
- Certification is recommended by not required
- Indicates that the educator can administer the assessment in a valid and reliable way



Training & Resources: Assessments



The screenshot displays the FastBridge Training & Resources interface. At the top, there is a navigation bar with the FastBridge logo and menu items: District Manager, Training & Resources (selected), Progress Monitoring, and Reporting. Below the navigation bar, the main content area is titled 'SAEBRS'. On the left, there is a sidebar with a table of contents for the SAEBRS training, listing 8 lessons. The first lesson, '1. Introduction', is highlighted with a blue arrow. The main content area displays the text for 'Lesson 1: Introduction', which describes the SAEBRS as a 19-item rating scale for social, academic, and emotional behaviors. It also mentions that the SAEBRS is designed for screening all students in grades K-12 three times a year and is not available for progress monitoring. A 'Next >' button is located at the bottom of the main content area.

SAEBRS
SAEBRS
1. Introduction
2. Demonstration
3. Standardization
4. Screening
5. Progress Monitoring
6. Practice
7. Certification
8. Resources

Lesson 1: Introduction

The Social, Academic, and Emotional Behavior Risk Screener (SAEBRS) is a 19 item rating scale that teachers complete about their students' social, academic, and emotional behaviors. SAEBRS is designed for use across grades K-12. It is grounded in a conceptual model, which specifies that school success is predicated not just upon academic achievement, but also success within multiple inter-related behavioral domains. SAEBRS evaluates student functioning in terms of overall general behavior (Total Behavior; 19 items), as well as Social Behavior (6 items), Academic Behavior (6 items), and Emotional Behavior (7 items).

SAEBRS is designed for screening all students in grades K-12 three times a year. It is not available for progress monitoring. Only one teacher can complete the SAEBRS for each student during a screening period.

After completing lessons 1 through 6, take the certification quiz to document your preparation to administer SAEBRS.

Next >


- 8 Lessons
- Practice
- Certification



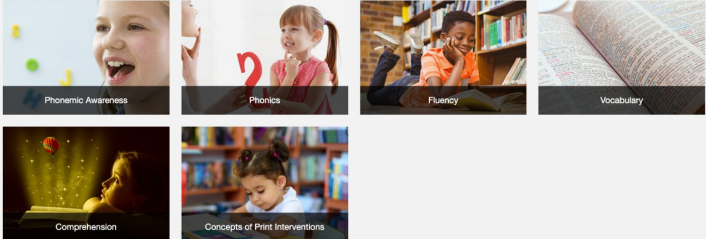
Training & Resources: Intervention & Instruction

INSTRUCTION & INTERVENTION

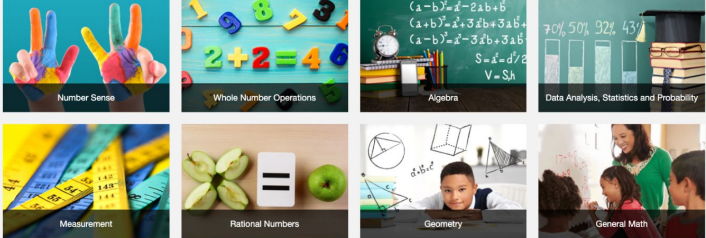
Screening to Intervention: Instruction Plans




Reading Interventions




Math Interventions



Behavior Interventions



choose love movement




Preview of Choose Love

- Screening to Intervention Plans
- Reading Interventions (45)
- Math Interventions (73)
- Behavior Interventions (27)



Training & Resources: Interventions



Beginning Word Awareness

1. Introduction

2. Standardized Administration

3. Whole Group Instruction

4. Small Group Instruction

5. Formative Assessment

6. Practice

7. Certification

8. Resources

1. Content overview
2. Rationale for scripts
3. Tier 1 whole class format
4. Tier 2 small group format
5. Recommended progress monitoring measure
6. Checklist of lesson steps
7. Certification is pending
8. Research references

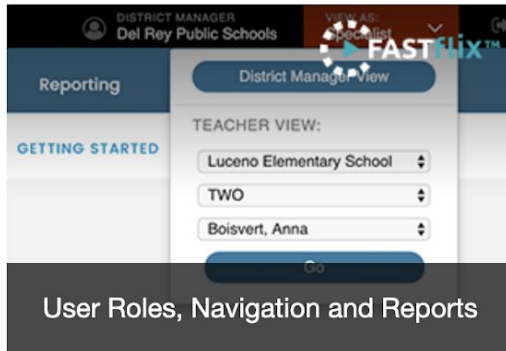


Training & Resources: FASTflix

34

35

FASTFLIX



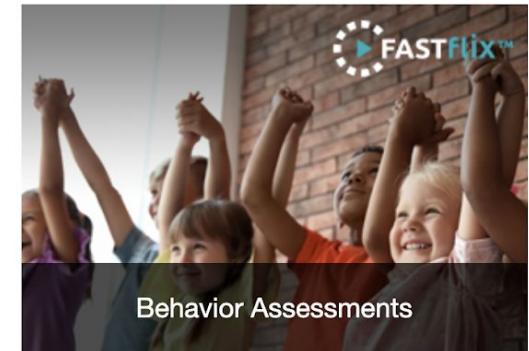
User Roles, Navigation and Reports



Reading Assessments



Math Assessments



Behavior Assessments



Math Interventions



Reading Interventions

Each FASTflick includes:

- Lesson plan for facilitators
- Video with direct instruction and key pause points for activities
- Handouts
- Downloadable resources



Training & Resources: FASTflix

34

35

Behavior Progress Monitoring Setup

1. Introduction

2. Problem Solving Model

3. Lesson Plan

4. Activities

5. Video

6. Team Notes


7. Reflection

8. Resources

1. Overview of FASTflik
2. Relationship to the Problem Solving Model
3. Lesson Plan PDF
4. Activity Handout(s)
5. Direct Instruction Video
6. Team Notes document
7. Personal Reflection document
8. Additional Resources



Screening



FastBridge Teacher Training & Resources **Screening** Progress Monitoring Reporting

FASTtrack 01 FASTtrack Reading – Spring

FASTtrack Reading

01 FASTtrack Reading

FASTtrack Math

ALL ASSESSMENTS

- aReading
- AUTOreading
- CBMreading
- earlyReading
- aMath
- CBMmath Automaticity
- CBMmath Process
- CBMmath CAP
- earlyMath
- devMilestones
- SAEBRS
- mySAEBRS

About

FASTtrack Reading includes the recommended FAST screening assessments for your grade level. Using these assessments allows access to instructional recommendations on the Screening to Intervention report.


Next Steps:

[Screening to Intervention Report](#)

Student Name	Status	Teacher Admin	
		earlyReading English	CBMreading English
Batukayeva, Zargan	Completed	94	128
Bosmans, Madisson	In Progress	Resume	
Castañón, Dimo	In Progress	Resume	
Cruz, Romeu	In Progress	Resume	
De Meyer, Delphine	In Progress	Resume	
Deming, Loekmantoro	In Progress	Resume	



Progress Monitoring



FastBridge Specialist Training & Resources Screening **Progress Monitoring** Reporting

Welcome to the new progress monitoring experience! Currently, this is only for academic progress monitoring. To view progress monitoring for behavior 'click here'.

FAST Elementary - East Grade Teacher Subject Area Monitoring Assessment PM Assessor Strategy Interventionist Intervention Name **New**


Active Only Search

<input type="checkbox"/>	Student Name	Monitoring Date	Assessment	Start Score	Monitoring Scores	Recent Trends
<input type="checkbox"/>	10, Tyler	Overdue	earlyReading English Decodable Words	0	25	-
<input type="checkbox"/>	Aaron, Shane	Overdue	earlyMath Place Value (Gx)	0	5	-
<input type="checkbox"/>	DODGE, SUSANNAH	Overdue	earlyMath Match Quantity (Gx)	0	Start	-
<input type="checkbox"/>	FORD, Grace	Overdue	CBM ^{math} Add and Subs to 100 (Gx)	10	Start	-
<input type="checkbox"/>	Larson, Oliver	Overdue	AUTOreading Vocabulary (L2)	30	Start	-
<input type="checkbox"/>	Wood, Roman	This Week	CBM ^{reading} English CBMR-English (G2)	0	101	-

Showing 1 to 6 of 6 records |< < Page 1 of 1 > >|



Reporting



FastBridge
Teacher
Training & Resources
Screening
Progress Monitoring
Reporting

Screening & Problem Identification

Analysis & Planning

Intervention & Monitoring

Group Screening Report

Student Name	Fall	Weekly Based Correctly				Fall Percentage Rank			
		9/18	9/25	10/2	10/9	Class	School	State	National
Patty Jensen	515	526	538	554	567	88	88	88	88
Karl Murphy	803	913	928	938	948	88	88	88	88
Amanda Simon	901	905	915	928	938	88	88	88	88
Janae Michener	470	501	503	513	526	88	88	88	88
Peggy Shelton	400	473	501	503	513	88	88	88	88
Nat Pierce	426	450	472	501	503	88	88	88	88
Wesley Washington	418	439	450	472	501	88	88	88	88
Changelo Dixon	410	478	478	490	472	88	88	88	88
Wanya Rodgers	380	410	418	439	450	88	88	88	88
Rachelle Ferguson	370	380	410	418	439	88	88	88	88
Cara Espeland	353	370	380	390	418	88	88	88	88
Alan Gonzalez	340	353	370	390	418	88	88	88	88
Patty Jensen	290	340	353	370	390	88	88	88	88
Karl Murphy	280	290	340	353	370	88	88	88	88

aReading

AUToreading

CBMR-English

CBMR-Spanish

Comprehension Effici...

Early Reading English

Early Reading Spanish

SAEBRS Teacher

aMath

CBMMATH Automaticity

CBMMATH Process

CBMmath CAP

Early Math

Group Growth Report

Student Name	Observed Fall Score	Monthly Observed Winter Score	Monthly Observed Spring Score	National & State Growth	Class Growth %	School Growth %	State Growth %	National & State Growth %
Patty Jensen	515	530	550	35	35	35	35	35
Karl Murphy	803	910	930	35	35	35	35	35
Amanda Simon	901	910	930	35	35	35	35	35
Janae Michener	470	510	530	35	35	35	35	35
Peggy Shelton	400	470	500	35	35	35	35	35
Nat Pierce	426	450	470	35	35	35	35	35
Wesley Washington	418	430	450	35	35	35	35	35
Changelo Dixon	410	470	480	35	35	35	35	35
Wanya Rodgers	380	410	430	35	35	35	35	35
Rachelle Ferguson	370	380	410	35	35	35	35	35
Cara Espeland	353	370	380	35	35	35	35	35
Alan Gonzalez	340	350	370	35	35	35	35	35
Patty Jensen	290	340	350	35	35	35	35	35
Karl Murphy	280	300	310	35	35	35	35	35

CBMR-Spanish

AUToreading

aReading

Early Reading English

CBMR-English

Early Reading Spanish

aMath

CBMMATH Process

Early Math

CBMMATH Automaticity

Individual Skills Report

Concepts of Print (COP)

<p>Mastered skills</p> <ul style="list-style-type: none"> • Recognize upper-case letters in words • Know a punctuation mark's function • Recognize correct punctuation • Identify a word in a sentence 	<ul style="list-style-type: none"> • Find the last word of a se • Identify punctuation mark • Identify the number of wc • Match the same letters
---	--

CBMR-Spanish

aReading

Early Reading English

CBMR-English

Early Reading Spanish

SAEBRS Student

SAEBRS Teacher

aMath

CBMMATH Process

CBMmath CAP

Early Math

CBMMATH Automaticity

Individual Benchmark Report

Student's Score	Fall 2018-2019				Spring 2019			
	Fall	Winter	Spring	End of Year	Fall	Winter	Spring	End of Year
Student's Score	485	491	492	500	445	451	452	460
Weekly Growth	1%	1%	1%	1%	1%	1%	1%	1%
College and Career Ready	300	310	315	320	325	330	335	340

CBMR-Spanish

aReading

Early Reading English

CBMR-English

Early Reading Spanish

aMath

CBMMATH Process

CBMmath CAP

Early Math

CBMMATH Automaticity


Family Report

How is Patty doing?

Impact Report




Workbook Activity



Use the next 10 minutes to work through the **System Exploration Activity** on **page 36** of the Learning Guide.



Next Steps



Decide how you'll provide your educators with opportunities to learn how to navigate the FastBridge system.




Allocate time for your educators to learn how to navigate the FastBridge system.



Which Assessments Will I Administer?




Recommended Screening Assessments



Grade Levels	Reading	Math	Behavior
K-1	FASTtrack Reading	FASTtrack Math	SAEBRS
2-12	FASTtrack Reading	FASTtrack Math	SAEBRS mySAEBRS




FASTtrack Reading



Grade Level(s)	Assessment Details	Assessment Details
K-1	earlyReading Composite <i>Teacher-administered CBM</i> <i>~ 5 minutes / learner</i>	-
2-3	CBMreading English <i>Teacher-administered CBM</i> <i>~ 5 minutes / learner</i>	aReading <i>Computer-Adaptive Test</i> <i>~ 30 minutes / class</i>
4-12	AUTOreading <i>Computer-based CBM</i> <i>~ 5 minutes / class</i>	aReading <i>Computer-Adaptive Test</i> <i>~ 30 minutes / class</i>




FASTtrack Math



Grade Level(s)	Assessment Details	Assessment Details
K-1	earlyMath Composite <i>Teacher-administered CBM</i> <i>~ 5 minutes / learner</i>	-
2	CBMmath Automaticity - L2 GOM <i>Computer-based CBM</i> <i>~ 4 minutes / class</i>	aMath <i>Computer-Adaptive Test</i> <i>~ 30 minutes / class</i>
3-12	CBMmath Automaticity - L3 GOM <i>Computer-based CBM</i> <i>~ 4 minutes / class</i>	aMath <i>Computer-Adaptive Test</i> <i>~ 30 minutes / class</i>



Behavior Measures for Screening



SAEBRS

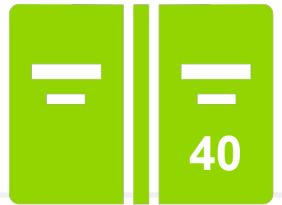
- Computer-based form completed by the teacher
- 3 minutes per student
- 90 minutes per class of 30
- Grades K-12

mySAEBRS

- Computer-administered form completed by the student
- 5-10 minutes per student
- Administered whole group
- Grades 2-12



Assessment Settings



FastBridge | **District Manager** | Training & Resources | Progress Monitoring | Reporting

Home | **To-Do List** | **District/School Setup** > | **District Preferences** > | **Student Info** > | **Assessment Info** v | **Default Screening Periods** | **Custom Benchmarks** | **Assessment Setup** | **Edit Screening Periods** | **Assessment Settings** | **Intervention Procedure**

Assessment Setting Options

Enable/Disable FASTtrack for your district

- FASTtrack Reading
- FASTtrack Math

earlyReading English Composite
You have the choice of either of the following assessments(English) for earlyReading English Composite;

- Nonsense Words
- Decodable Words

earlyReading Scoring Method
You have the choice of either of the following score methods for Nonsense Words and Decodable Words;

- By Sound
- By Word



Workbook Activity



Use the next 10 minutes to work through **Questions 1-7** on **pages 38-43** of the Learning Guide.



FastBridge Leverages Two Assessment Types

44

46

Curriculum-Based Measures

- Take about 1 minute
- Multiple formats
- Standardized items
- Sensitive to growth
- Focused on specific skills

Computer-Adaptive Tests

- Can take more than 15 minutes
- Online only
- Items vary for each student
- Lacks sensitivity to growth
- Focused on many skills



Workbook Activity

43


47



Use the next 15 minutes to work through **Questions 8 and 9** on **pages 43 and 47** of the Learning Guide.



Next Steps



Finalize your decisions about which assessments will be administered at each grade level.




Develop a plan for communicating these decisions to educators at each grade level.



What Materials Do I Need to Administer these Assessments?



Materials by Assessment Type



Teacher-Administered


- Does each **testing administrator** have a **computer or tablet device**?
- Does each **testing administrator** have **login credentials** for FastBridge?
- Does each **testing administrator** have a **set of student forms**?

Computer-Based

- Does each **testing administrator** have a copy of the **ORAA** or **Quick Sheet**?
- Does each **student** have a **computer or tablet device and headphones**?
- Does each **student** have **login credentials** for FastBridge?



Teacher-Administered Assessments



Teacher-Administered

- Does each **testing administrator** have a **computer or tablet device**?
- Does each **testing administrator** have **login credentials** for FastBridge?
- Does each **testing administrator** have a **set of student forms**?

Applicable Assessments

CBMreading

CBMmath Process


CBMreading + CBMcomp

earlyReading

earlyMath



Accessing Student Forms



The screenshot displays the FastBridge District Manager interface. The top navigation bar includes 'FastBridge', 'District Manager', 'Training & Resources', 'Progress Monitoring', and 'Reporting'. Below this, there are three main sections: 'RESOURCES', 'FASTBRIDGE ASSESSMENTS', and 'INSTRUCTION & INTERVENTION'. The 'Downloads' section is highlighted with a yellow box and contains the following assessments:

- FAST Reading**
 - Download Administration Times
 - Download Parent Letter
- FAST Math**
- earlyReading** (assessment for early primary grades)
 - Download resources
 - Learn more about earlyReading
- CBMreading** (Curriculum Based Measurement of Reading)
 - Download resources
 - Learn more about CBMReading
- AUTOreading** (Reading Automaticity)
 - No Resources to Download
- aReading** (Adaptive Assessment of Reading (formerly CBAS-R))
 - Learn more about aReading


On the right side of the 'Downloads' section, there are additional assessment cards:

- earlyMath** (assessment for early primary grades)
 - Download resources
- CBMmath PROCESS** (CBMMath Process)
 - Download resources
- CBMmath AUTOMATICITY** (CBMMath Automaticity)
 - No Resources to Download
- aMath** (Adaptive Assessment of Math (formerly CBAS-M))
 - Learn more about aMath
- CBMmath CAP** (CBMMath CAP)
 - Download resources

A green arrow points to the 'Downloads' section, and a yellow box highlights the 'earlyReading' assessment card.



Computer-Based Assessments



Applicable Assessments

AUTOreading

COMPefficiency

CBMmath Automaticity

CBMmath CAP

aReading

aMath

Computer-Based

- Does each **testing administrator** have a copy of the **ORAA** or **Quick Sheet**?
- Does each **student** have a **computer or tablet device and headphones**?
- Does each **student** have **login credentials** for FastBridge?



Accessing ORAAs

The screenshot displays the FastBridge Teacher interface. The top navigation bar includes the FastBridge logo, a home icon, and menu items for Teacher, Training & Resources, Screening, Progress Monitoring, and Reporting. The 'Training & Resources' section is active, showing a sidebar with a list of topics: CBMreading English, 1. Introduction, 2. Demonstration, 3. Standardization, 4. Screening, 5. Progress Monitoring, 6. Practice, 7. Certification, 8. Resources (highlighted with a blue arrow), and CBMcomp. The main content area is titled 'RESOURCES' and contains the following text:

An observer (e.g., fellow teacher, school or district supervisor) may have an opportunity to directly observe your performance administering CBMreading and give you feedback.

This observer can use the ORAA form (OBSERVING & RATING ADMINISTRATOR ACCURACY) to review your performance and record your final score.

[CBMreading_E_ORAA.pdf](#)

Quick Sheets are copies of directions, examples, and 1-page navigation and report interpretation sheets that can be downloaded and used by teachers and trainers. Review the PDF and download to use with the system as needed.

[Quick_Sheet_CBMreading.pdf](#)

At the bottom of the content area is a 'Previous' button with a left-pointing arrow.



Accessing Quick Sheets

The screenshot displays the FastBridge Teacher interface. The top navigation bar includes the FastBridge logo, a home icon, and menu items for Teacher, Training & Resources, Screening, Progress Monitoring, and Reporting. The 'Training & Resources' section is active, showing a list of topics under 'CBMreading English': 1. Introduction, 2. Demonstration, 3. Standardization, 4. Screening, 5. Progress Monitoring, 6. Practice, 7. Certification, and 8. Resources (highlighted with a blue arrow). Below this list is 'CBMcomp'. The main content area is titled 'RESOURCES' and contains text explaining the role of an observer and the use of the ORAA form. A yellow box highlights a section describing 'Quick Sheets' and a link to 'Quick_Sheet_CBMreading.pdf'. A 'Previous' button is located at the bottom of the content area.

FastBridge

Teacher Training & Resources Screening Progress Monitoring Reporting

CBMreading English

CBMreading English

1. Introduction
2. Demonstration
3. Standardization
4. Screening
5. Progress Monitoring
6. Practice
7. Certification
8. Resources

CBMcomp

RESOURCES

An observer (e.g., fellow teacher, school or district supervisor) may have an opportunity to directly observe your performance administering CBMreading and give you feedback.

This observer can use the ORAA form (OBSERVING & RATING ADMINISTRATOR ACCURACY) to review your performance and record your final score.

[CBMreading E ORAA.pdf](#)


Quick Sheets are copies of directions, examples, and 1-page navigation and report interpretation sheets that can be downloaded and used by teachers and trainers. Review the PDF and download to use with the system as needed.

[Quick_Sheet_CBMreading.pdf](#)

< Previous




Workbook Activity



Use the next 10 minutes to complete the tasks outlined on **pages 74 and 75** of the Learning Guide.



Next Steps



Make a plan to communicate your expectations around accessing Student Forms to the educators in your system.




Make a plan to communicate your expectations around computer-based testing to the educators in your system.



When Do I Need to Administer these Assessments?



Universal Screening Windows



Knowledge Base Support Blog
DISTRICT MANAGER
FastBridge Training District
VIEW AS:
Select View
Log out

FastBridge
Home District Manager
Training & Resources
Progress Monitoring
Reporting

- Home
- To-Do List
- District/School Setup >
- District Preferences >
- Student Info >
- Assessment Info ▾
 - Default Screening Periods
 - Custom Benchmarks
 - Assessment Setup
 - Edit Screening Periods
 - Assessment Settings
 - Intervention Procedure
 - Set Intervention Assign...
 - PM Calendar
- Manage >
- Add Staff >
- Manage Staff >
- Upload Staff Roster
- Contact Us

Default Screening Periods - 2019-20

Screening Period	Start Date	Duration (Weeks)	Default Norms, Benchmarks & Composites *
Fall	08/19/2019	7	FALL
Winter	11/18/2019	5	WINTER
Spring	04/20/2020	4	SPRING

* FAST was developed based on standard Fall, Winter and Spring Assessment periods. Norms, benchmarks and earlyReading composite scores are available for those three periods. Please select the standard period you would like to use for norm comparisons, earlyReading/earlyMath composites, and benchmarks. Please note, you can customize your benchmarks by going to Assessment Info/Custom Benchmarks





Make a plan to communicate the dates of your universal screening windows to educators and families in your system.



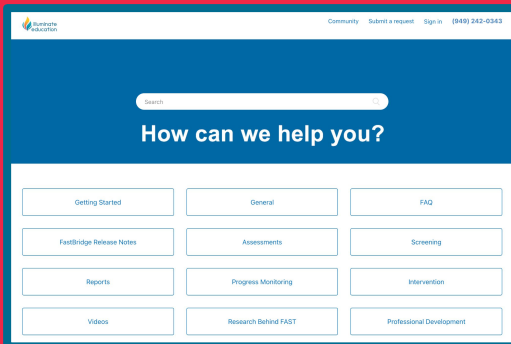
How Can I Learn How to Administer these Assessments?



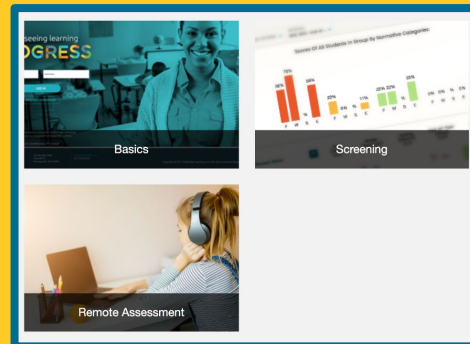
Options to Train Staff on Assessment Administration

80

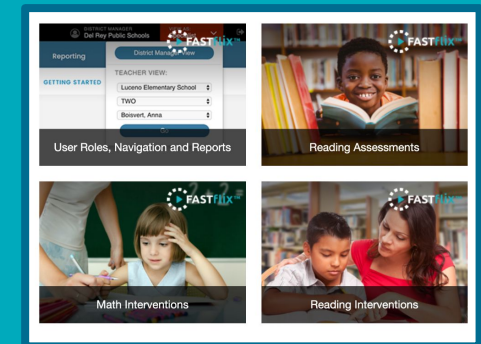
81



**Knowledge
Base**



**Certification
Courses**



FASTflix




Knowledge Base Reading

- [FASTtrack Reading](#)
- [earlyReading English](#)
- [earlyReading Spanish](#)
- [CBMreading English](#)
- [CBMreading Spanish](#)
- [CBMreading + CBMcomp](#)
- [AUTOreading](#)
- [aReading](#)
- [COMPefficiency](#)



Knowledge Base Math

- [FASTtrack Math](#)
- [earlyMath](#)
- [CBMmath Automaticity](#)
- [CBMmath Process](#)
- [CBMmath CAP](#)
- [aMath](#)



**Knowledge
Base**

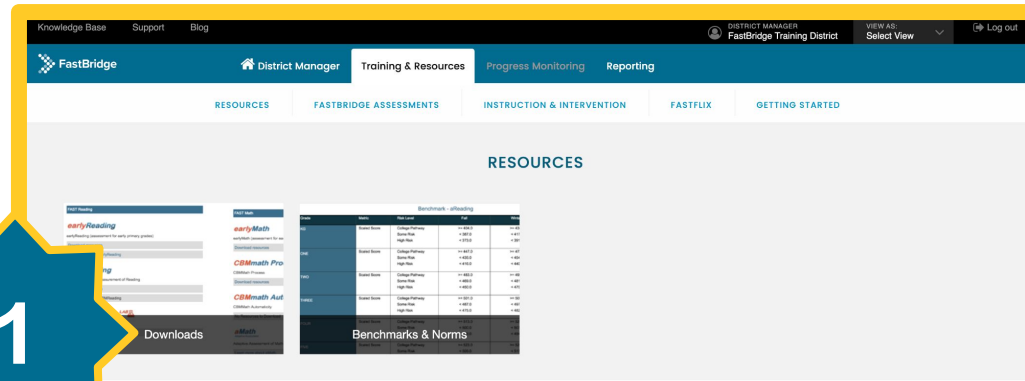
**Social
Emotional
Behavior**

- [SAEBRS](#)
- [mySAEBRS](#)
- [devMilestones](#)
- [Direct Behavior Ratings](#)

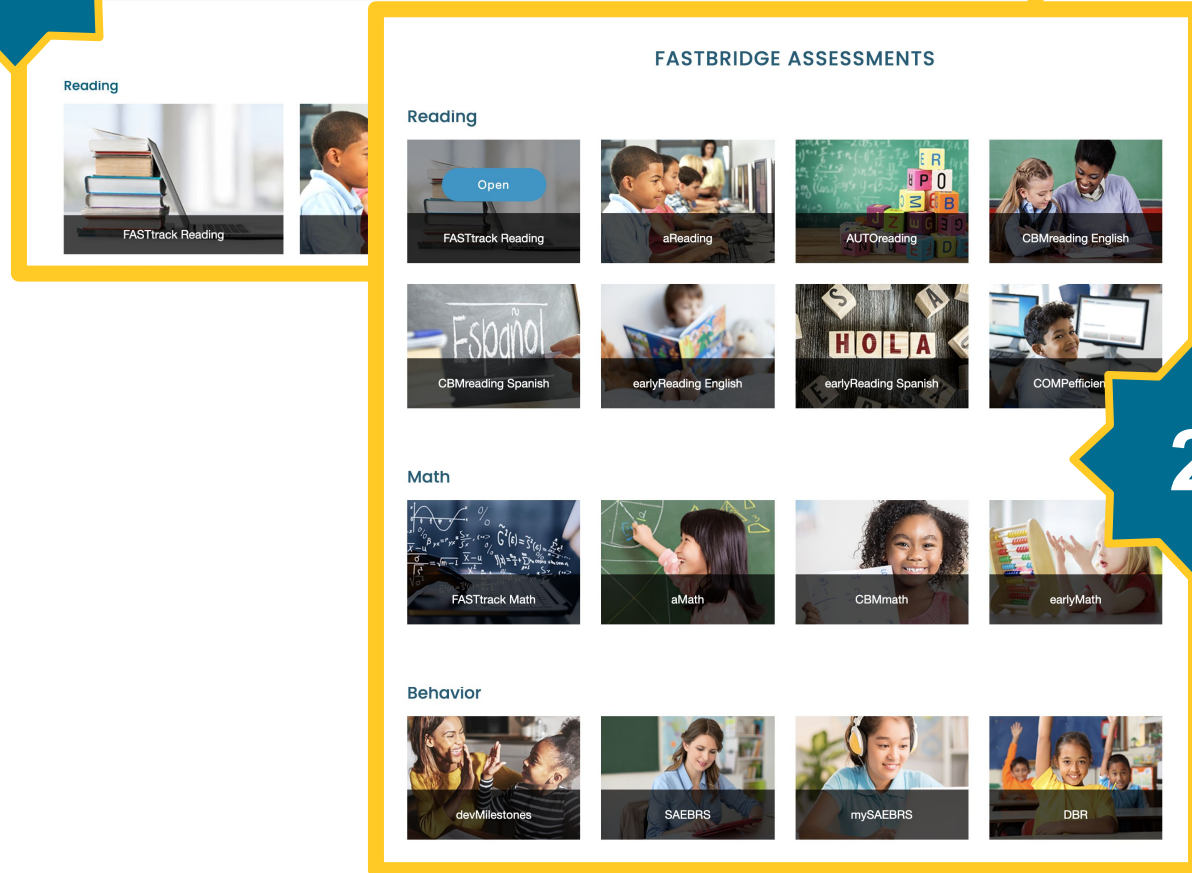


Certification Courses

1



85 | 95



FASTflix Reading

1

State	Grade	Benchmark	Score
Alabama	1	1-1-1	1000
Alabama	1	1-1-2	1000
Alabama	1	1-1-3	1000
Alabama	1	1-1-4	1000
Alabama	1	1-1-5	1000
Alabama	1	1-1-6	1000
Alabama	1	1-1-7	1000
Alabama	1	1-1-8	1000
Alabama	1	1-1-9	1000
Alabama	1	1-1-10	1000
Alabama	1	1-1-11	1000
Alabama	1	1-1-12	1000
Alabama	1	1-1-13	1000
Alabama	1	1-1-14	1000
Alabama	1	1-1-15	1000
Alabama	1	1-1-16	1000
Alabama	1	1-1-17	1000
Alabama	1	1-1-18	1000
Alabama	1	1-1-19	1000
Alabama	1	1-1-20	1000
Alabama	1	1-1-21	1000
Alabama	1	1-1-22	1000
Alabama	1	1-1-23	1000
Alabama	1	1-1-24	1000
Alabama	1	1-1-25	1000
Alabama	1	1-1-26	1000
Alabama	1	1-1-27	1000
Alabama	1	1-1-28	1000
Alabama	1	1-1-29	1000
Alabama	1	1-1-30	1000
Alabama	1	1-1-31	1000
Alabama	1	1-1-32	1000
Alabama	1	1-1-33	1000
Alabama	1	1-1-34	1000
Alabama	1	1-1-35	1000
Alabama	1	1-1-36	1000
Alabama	1	1-1-37	1000
Alabama	1	1-1-38	1000
Alabama	1	1-1-39	1000
Alabama	1	1-1-40	1000
Alabama	1	1-1-41	1000
Alabama	1	1-1-42	1000
Alabama	1	1-1-43	1000
Alabama	1	1-1-44	1000
Alabama	1	1-1-45	1000
Alabama	1	1-1-46	1000
Alabama	1	1-1-47	1000
Alabama	1	1-1-48	1000
Alabama	1	1-1-49	1000
Alabama	1	1-1-50	1000
Alabama	1	1-1-51	1000
Alabama	1	1-1-52	1000
Alabama	1	1-1-53	1000
Alabama	1	1-1-54	1000
Alabama	1	1-1-55	1000
Alabama	1	1-1-56	1000
Alabama	1	1-1-57	1000
Alabama	1	1-1-58	1000
Alabama	1	1-1-59	1000
Alabama	1	1-1-60	1000
Alabama	1	1-1-61	1000
Alabama	1	1-1-62	1000
Alabama	1	1-1-63	1000
Alabama	1	1-1-64	1000
Alabama	1	1-1-65	1000
Alabama	1	1-1-66	1000
Alabama	1	1-1-67	1000
Alabama	1	1-1-68	1000
Alabama	1	1-1-69	1000
Alabama	1	1-1-70	1000
Alabama	1	1-1-71	1000
Alabama	1	1-1-72	1000
Alabama	1	1-1-73	1000
Alabama	1	1-1-74	1000
Alabama	1	1-1-75	1000
Alabama	1	1-1-76	1000
Alabama	1	1-1-77	1000
Alabama	1	1-1-78	1000
Alabama	1	1-1-79	1000
Alabama	1	1-1-80	1000
Alabama	1	1-1-81	1000
Alabama	1	1-1-82	1000
Alabama	1	1-1-83	1000
Alabama	1	1-1-84	1000
Alabama	1	1-1-85	1000
Alabama	1	1-1-86	1000
Alabama	1	1-1-87	1000
Alabama	1	1-1-88	1000
Alabama	1	1-1-89	1000
Alabama	1	1-1-90	1000
Alabama	1	1-1-91	1000
Alabama	1	1-1-92	1000
Alabama	1	1-1-93	1000
Alabama	1	1-1-94	1000
Alabama	1	1-1-95	1000
Alabama	1	1-1-96	1000
Alabama	1	1-1-97	1000
Alabama	1	1-1-98	1000
Alabama	1	1-1-99	1000
Alabama	1	1-1-100	1000



2

FASTFLIX

User Roles, Navigation and Reports

Reading Assessments

Math Assessments

Behavior Assessments

Math Interventions

Reading Interventions

3

FASTflix

Reading Assessments



FASTflix

Math

1

Knowledge Base Support Blog

DISTRICT MANAGER
FastBridge Training District

VIEW AS: Select View Log out

FastBridge

District Manager Training & Resources Progress Monitoring Reporting

RESOURCES FASTBRIDGE ASSESSMENTS INSTRUCTION & INTERVENTION FASTFLIX GETTING STARTED

RESOURCES

Item Name	Item Type	Item ID	Item Description	Item Status
earlyMath	Assessment	1000000000000000000	Early Math Assessment	Active
CBMmath Pro	Assessment	1000000000000000000	Comprehensive Benchmark Math Pro	Active
CBMmath Aut	Assessment	1000000000000000000	Comprehensive Benchmark Math Auto	Active

Downloads Benchmarks & Norms



2

FASTFLIX

Reporting

GETTING STARTED

TEACHER VIEW:

Luceno Elementary School

TWO

Boisvert, Anna

User Roles, Navigation and Reports

Reading Assessments

Math Assessments

Behavior Assessments

Math Interventions

Reading Interventions

3

FASTflix™

Math Assessments



FASTflix Social Emotional Behavior

1

The screenshot shows the FastBridge website interface. At the top, there are navigation tabs: Knowledge Base, Support, Blog, District Manager, Training & Resources, Progress Monitoring, and Reporting. Below these are sub-tabs: RESOURCES, FASTBRIDGE ASSESSMENTS, INSTRUCTION & INTERVENTION, FASTFLIX, and GETTING STARTED. The main content area is titled 'RESOURCES' and features a 'Downloads' section with links for 'earlyMath', 'CBMmath Pro', and 'CBMmath Aut'. To the right, there is a 'Benchmarks & Norms' table with columns for 'State', 'Grade', 'Benchmark', and 'Score'.



2


The FASTFLIX dashboard is displayed, showing a grid of six options: 'User Roles, Navigation and Reports', 'Reading Assessments', 'Math Assessments', 'Behavior Assessments', 'Math Interventions', and 'Reading Interventions'. Each option is represented by a small image and a text label.

3

A photograph of a diverse group of children in a classroom, all with their hands raised. The FASTFLIX logo is in the top right corner, and the text 'Behavior Assessments' is overlaid at the bottom.



Next Steps



Decide how you'll provide your educators with opportunities to learn how to administer and score FastBridge assessments.



Allocate time for your educators to learn how to administer and score FastBridge assessments.



Closing



Topics



Why FastBridge?



How Do I Log into
FastBridge?



How Do I Navigate the
Platform?



Which Assessments Will I
Administer?



What Materials Do I Need to
Administer these
Assessments?



When Do I Need to
Administer these
Assessments?



How Can I Learn How to
Administer these
Assessments?



Learning Outcomes



I gain fluency with navigating the FastBridge system.



I plan for universal screening to occur before FastBridge training sessions.



I outline a plan for supporting others to learn and use FastBridge assessments.



A hand holding a pencil in a classroom setting. The hand is in the foreground, holding a pencil vertically. The background is a blurred classroom with a chalkboard and other students. The text "Questions?" is overlaid on the image.

Questions?



bit.ly/IE_Jumpstart



We appreciate your honest feedback; it helps us to improve to better serve you!

